



PLANETECO



STEEL


Store Locators

- | | |
|---|-------------------|
| 📍 19 17 A St - Al Khabaisi, Deira, Dubai | ☎ +971 4 546 4564 |
| 📍 Al Quoz Industrial Area 2, Near Dubai Driving School, Dubai | ☎ +971 4 393 7216 |
| 📍 S112, Industrial Area, Industrial Area 2, Sharjah | ☎ +971 6 527 0536 |
| 📍 Al Aweer, Ras Al Khor Industrial Area-2, Dubai | ☎ +971 4 354 0781 |
| 📍 Al Nakheel, Deira, Dubai | ☎ +971 4 222 4979 |
| 📍 DIP, Warehouse #73, Dubai Investment Park - 1, Dubai | ☎ +971 4 885 5818 |
| 📍 M14, Musaffah Industrial, Abu Dhabi | ☎ +971 2 555 4647 |
| 📍 Unit 3 (15), Plot no 393, Jurf 1, Ajman | ☎ +971 6 767 5321 |



E : info@planeteco.ae

www.planeteco.com



DEFORMED STEEL BAR



ADJUSTABLE PROPS



MS TUBE RECTANGULAR



GI ANGLE



PLAIN MS ROUND STEEL BAR



MS (MILD STEEL) FLAT BAR



MS U CHANNEL



MS I/H BEAM




MS SQUARE TUBE




MS ANGLE

SIZES
2.4MX4.8M 6MM,
2.4MX4.8M 8MM
MODEL
A142, A252



BRC MESH COMMERCIAL

SIZES
2.4MX4.8M 8MM,
2.4MX4.8M 10MM
MODEL
A252, A393



BRC MESH STANDARD